

SCIENTIFIC PROGRAMME

The 8th National Colloquium on Evidence Based Integrative Medicine for Lymphatic Filariasis and other Chronic Dermatoses 2018

22nd to 25th January, 2018

Organised By:



Institute of Applied Dermatology
Effective Care through Integrative Medicine

Institute of Applied Dermatology
IAD junction, Uliyathadka, Madhur Road, Kasaragod 671124 Kerala, South India
www.iad.org.in

Theme:
**Advancing Lymphoedema & Integrative Medicine Research through
Intersectoral Collaboration for better patient care**

Venue:
IAD premises at Uliyathadka, Madhur Panchayath, Kasaragod

21st January 2018 : Arrival of resource persons : Registration & Discussions over the dinner

The 22nd January 2018

Time	Sessions
<p>8.30 AM - 10.15 AM This is a national medical camp for Lymphatic Filariasis. Patients from across India who have benefitted from integrated medicine treatments from IAD are invited to participate.</p>	<p>Examination of lymphoedema/ filariasis patients Led by Prof. Terence Ryan, Emeritus professor of Dermatology, Oxford, UK assisted by other medical experts attending the colloquium; Dr. K.S. Prasanna & IAD's health care team and participants</p>
<p>8.30 AM-10.15 AM Demonstration and discussion on yoga protocol developed by IAD as part of integrative medicine treatment regimen for vitiligo</p>	<p>Yoga for Vitiligo Led by Dr. Shirley Telles, Director, Patanjali Research Foundation, Haridwar & Head, Indian Council of Medical Research Center for Advanced Research in Yoga & Neurophysiology assisted by Dr. Gururprasad Aggithaya, Dr. Amritha, Mr. Jayanth and Ms. Vasanthi from IAD</p>
<p>10.15 AM – 10.45 AM</p>	<p>Coffee Break</p>

Time	Sessions
<p>10.45 AM –11.45AM Since 2002 IAD is running an Indo-UK voluntary non-Governmental collaboration for integrated medicine research and better care of Indian Lymphatic Filariasis patients</p>	<p>Colloquium Inauguration Welcome : Mr. K. Shashidhara IAS Retd., Director, IAD· Guest of Honour : Prof. Richard Hay, Member of the Parliament representing Anglo-Indian communities· Key Note : ‘An ever-increasing need for models of health care linking science & humanities’ Terence Ryan, Emeritus Professor Green Templeton College, Department of Dermatology, Churchill Hospital, Oxford, UK.</p>
<p>12.10 PM</p>	<p>Lectures and presentations begin</p>
<p>12.10 PM – 2.35 PM Effective, low cost and self-care treatments for tropical skin diseases could be developed by generating clinical and experimental evidence through integrated medicine and basic sciences</p>	<p>Developing tropical dermatology through intersectoral research Dr. David Chandler, Department of Dermatology, Imperial College Healthcare NHS Trust, London</p>
<p>12.35 PM –12.45 PM</p>	<p>Discussion</p>
<p>12.45 PM – 1.10 PM Technical details of a miniature globally interoperable electronic medical records system</p>	<p>A structure for creating global database for Lymphoedema Mr. Ashok Raman, Department of Bigdata and Cloud computing, PESIT Engineering University, Bangalore</p>

Time	Sessions
1.10 PM –1.20 PM	Discussion
<p>1.20 PM -1.35PM Creating a low cost and customizable data base for electronic medical records for lymphoedema and skin diseases on https://www.bahmni.org/for people with low digital literacy</p>	<p>Bahmni: an open MRS (Medical Records System) electronic medical records for lymphoedema and skin Prof. Dinkar Sitaram & team from PESIT Engineering University, Bangalore</p>
1.35 PM – 1.45 PM	Discussion
2.00 PM – 2.45 PM	Lunch Break
<p>2.45 PM - 3.00 PM Patient education is the key in lymphoedema management. This can be done by using a special app for linking patients</p>	<p>Bahmni mobile App Rishab & Priyanka, Students of PSIT University, Bangalore</p>
3.00 PM - 3.10 PM	Discussion
<p>3.10 PM - 3.25 PM The ILF has been developing an international evidence based epidemiology project with an electronic data capture system in addition to a health service evaluation data base system</p>	<p>LIMPRINT - an international epidemiology study Prof. Christine Moffatt, Royal Derby Hospital, The University of Nottingham and Director, International Lymphoedema Framework (ILF), UK</p>

Time	Sessions
3.25 PM –3.35 PM	Discussion
3.35 PM – 3.50 PM Electronic Medical Record (EMR) software needs a coaching to understand medical terms. How to develop uniform terminology to meet global standards?	Concept labs for Lymphoedema/ Ayurveda & Yoga Dr. Guruprasad, Chief Consultant Ayurveda, IAD
3.50 PM – 4.00 PM	Discussion
4.00 PM – 4.20 PM	Tea/Coffee break
4.20 PM - 4.50 PM What evidences do Ayurvedic physicians look while treating patients and which may be imported from biomedicine	Physio- Pathological determinants influencing the Ayurveda prescription Dr. Anathram, Postgraduate Department of Panchakarma Amrita School of Ayurveda Vallikkavu, Kerala
4.50 PM - 5.00 PM	Discussion

The 23rd January 2018

Time	Sessions
<p>8.30 AM to 10.30 AM National medical camp for Lymphatic Filariasis. Patients who have received treatment from IAD are invited to participate</p>	<p>Examination of lymphoedema/ filariasis patients Led by Prof. Ryan, assisted by other medical experts attending the colloquium; Dr. K.S. Prasanna, & IAD's health care team and participants</p>
<p>8.30 AM –10.30 AM Demonstration and discussion on yoga protocol developed by IAD for school children</p>	<p>Yoga for delaying atopic march Led by Dr. Shirley Telles assisted by Dr. Gururprasad Aggithaya, Mr. Jayanth and Ms. Vasanthi</p>
<p>11.00AM - 11.30 AM</p>	<p>Tea/Coffee break</p>
<p>11.30 AM - 11.50 AM Prof. Ryan will explain the direction that molecular studies in lymphoedema should take for better understanding of filarial swelling's pathophysiology</p>	<p>Cellular changes occurring in lymphoedema as the consequence of skin failure Prof. Terence Ryan</p>

Time	Sessions
<p>11.50 AM - 12.20 PM Results of cellular changes observed in the biopsy samples of lymphoedema at baseline before taking integrative medicine treatment</p>	<p>Lymphoedema Research Priority : Outcomes from molecular studies Dr. Rajendra P, Department of Biochemistry & Molecular biology& Dean, School of Medicine and Public Health, CUK&Raman Fellow, Central University of Kerala, Kasaragod</p>
<p>12.20 PM - 12.50 PM Results of Immuno-histochemical studies observed in biopsy samples of lymphoedema at baseline before taking integrative medicine treatment</p>	<p>Lymphoedema Research Priority: Outcome from Immuno-histochemical studies Prof. Vijaya Basavaraj Dermato-pathologist, department of Transfusion medicine, JSS Academy of Higher Education and Research, Mysore</p>
<p>12.50 PM - 1.05 PM Data driven inferences on several clinical leads lymphoedema patients support reverse pharmacology studies in integrated medicine</p>	<p>Lymphoedema Research Priority: Patient selection in clinician involved intersectoral research Dr. S.R. Narahari, Director, IAD</p>

Time	Sessions
<p>1.05 PM - 1.35 PM Discussion on interdisciplinary research conducted on reverse pharmacology study</p>	<p>Discussion Moderated by Prof. Terence Ryan and Prof. D. Govinda Rao , Head, Department of Biochemistry and Molecular Biology, Central University of Kerala</p>
<p>1.35 PM - 1.50 PM Dermatopathology services offered by JSS Academy of Higher Education and Research, Mysore for intersectoral research</p>	<p>Immuno-histochemistry analytics useful in Dermatology Prof. Vijaya Basavaraj</p>
<p>1.50 PM - 2.00 PM</p>	<p>Discussion</p>
<p>2.00 PM - 2.30 PM</p>	<p>Lunch</p>
<p>2.30 PM - 2.50 PM A global database should be accessible through chrome and other web based systems. How to develop such indigenous technology for lymphoedema & skin diseases?</p>	<p>Interoperability and standards for virtual patient database Mr. Ashok Raman</p>
<p>2.50 PM – 3.15 PM A product talk on using a uniform EMR for lymphoedema clinic supported by an interoperable virtual support system</p>	<p>Analytics and Machine Learning Prof. Dinkar Sitaram, Head, Department of Bigdata and cloud computing, PSIT University, Bangalore</p>

Time	Sessions
3.15 PM - 3.20 PM	Discussion
3.20 PM – 3.35 PM	Coffee break
<p>3.35 PM - 4.00 PM</p> <p>Different forms of analytics that may be used in a scenario of large data from patient clusters</p>	<p>Data Analytics for questions arising from clinical leads</p> <p>Prof. Dinkar Sitaram</p>
<p>4.00 PM - 4.30 PM</p> <p>Changing trends in analytics and its application to biomedicine, phytomedicine and ayurveda</p>	<p>Discussion</p> <p>Moderated by Dr.Muralidhar, Agri-statistician, Central Plantation Corps Research Institue, Kasaragod and Mr. Shashidhar Kotiyan, biostatistician, Kasturba Medical College, Mangalore</p>
<p>4.30 PM – 4.45 PM</p> <p>A pilot analysis using currently available data</p>	<p>Analytcs Paper</p> <p>Rishab & Priyanka,Students of PSIT University, Bangalore</p>
4.45 PM – 4.50 PM	Discussion

The 24th January 2018

Time	Sessions
<p>8.30 AM –9.30 AM Demonstration and discussion on yoga postures that may be carried out in patients suffering from arthritis and locomotor issues (Roof top)</p>	<p>Yoga for orthopaedic comorbidities Moderated by Dr. Shirley Telles assisted by Dr. Gururprasad Aggithaya, Mr. Jayanth and Ms. Vasanthi</p>
<p>9.30 AM - 11.00 AM This is a national medical camp for Lymphatic Filariasis. Patients who have received treatment from IAD are invited to participate</p>	<p>Examination of lymphoedema patients Led by Prof. Ryan, assisted by other medical experts attending the colloquium; Dr. K.S. Prasanna, & IAD's health care team and participants</p>
<p>9.45 AM - 10.30 AM (seminar hall)</p>	<p>Discussion on use of yoga during orthopaedic comorbidities (continues)</p>
<p>11.00 AM – 11.30 AM</p>	<p>Coffee Break</p>
<p>12 Noon –1.00 PM It is planned to make a new publication arising out of yoga discussions</p>	<p>Yoga protocols for Filarial and breast cancer related lymphoedema Patients will demonstrate yoga. Real time review by Dr. Shirley Telles Demonstration of IAD's current protocols for yoga for upper and lower limb lymphoedema. International journal of yoga debated on these protocols. In this background multidisciplinary group participating in the colloquium, led by Dr. Shirley, will review and suggest modifications if necessary</p>
<p>1.00 PM -1.30 PM Shares her research on developing protocols for different diseases. What evidences she looks for? How she develops protocols?</p>	<p>How to develop an evidence based yoga protocol for disease management? Dr. Shirley Telles</p>

Time	Sessions
1.30 PM -1.40 PM	Discussion
1.40 PM -1.55 PM How patients', research, admin & accounts data are classified, stored, retrieved and protected in IAD	Data Classification & Security in IAD Mr.Kiran, Data and network manager, IAD
1.55 PM -2.00 PM	Discussion
2.00 PM -2.45 PM	Lunch break
2.45 PM – 3.45 PM Demonstration: EMR for lymphoedema patients and data retrieval	Demonstration of Electronic medical records for lymphoedema Ms. Aneesha, Ms. Sheeba Vegheese and Reshma D'SouzaDermatology nurses, IAD Moderated by Mr.Ashok Raman
3.45 – 4.00 PM	Discussion
4.00 PM - 4.20 PM	Coffee break
4.20 PM –4.50 PM Report of a study supported by DNDi to evaluate lymphoedema clinics/ services in India	Lymphatic Filariasis treatment services in India Dr. Thomas John,MGDM Hospital, Kangazha,Pala, Kerala
4.50 PM – 5.00 PM	Discussion
5.00 PM - 5.20 PM Demonstration of IAD's vitiligo image analysis software. Discussion on its gaps and standardized image acquisition	Image analysis software for Vitiligo Dr. Guruprasad and Mr. Kiran, from IAD
5.20 PM - 5.30 PM	Discussion

The 25th January 2018

Time	Sessions
<p>8.30 AM to 10.30 AM This is a national medical camp for Lymphatic Filariasis. Patients who received treatment from IAD are invited to participate.</p>	<p>Examination of lymphoedema patients Led by Prof. Ryan, assisted by other medical experts attending the colloquium; Dr. K.S. Prasanna, & IAD's health care team and participants</p>
<p>8.30 AM to 10.30AM Demonstration and discussion on yoga protocol developed by <i>Pathanjali yoga peet</i>. Commentary on the purpose of each yoga asana by Shirley Telles and discussion</p>	<p>Yoga for obesity Led by Dr. Shirley Telles assisted by Dr. Gururprasad Aggithaya, Mr. Jayanth and Ms. Vasanthi This is followed by IAD Dietetician Sruti's lecture on Integrated Diet recommendation for obese patients in the seminar hall</p>
<p>10.30 AM to 11 AM</p>	<p align="center">Coffee break</p>
<p>11.00AM -11.30AM Intersectoral research on chronic skin diseases should agree on common minimum evidence. These variables should support the questions which patients ask</p>	<p>Evidences and variables essential for a clinical investigator in dermatology Dr. David Chandler</p>
<p>11.30 AM -11.45 AM Does yoga practice need modifications when used as therapy?</p>	<p>What evidences are needed to use yoga as therapy? Dr. Shirley Telles</p>
<p>11.45 M -12 Noon</p>	<p>Brain storming on evidence based integrative medicine Moderated by Prof. Ryan and Dr. S.R. Narahari</p>

Time	Sessions
<p>12 Noon-12 20 PM Teams managing <i>m-health</i> for lymphoedema should be prepared to answer the questions patients ask during the first contact. IAD has recorded such questions of patients who came exploring treatment for lymphoedema</p>	<p>What issues come up during lymphoedema counselling? Reshma D'Souza, Sheeba & Aneesha Dermatology nurses IAD</p>
<p>12.20 PM -12.30 PM Requirements to develop an effective tool for m health based patient care</p>	<p>Technology's needs for developing app for m health Mr. Ashok Raman</p>
<p>12.30 PM -12.40 PM</p>	<p>Brainstorming Moderated by Dr. David Chandler</p>
<p>12.40 PM -1.00 PM Incorporating disease specific diet recommendation of Ayurveda and homeopathy to Nutrition and Dietetics.</p>	<p><i>"You are what you digest"</i> Integrating Nutrition and Dietetics with diet recommendations of complementary and alternative medicine Ms. Sruthi Mol, Integrated Dietitian, IAD</p>
<p>1.00 PM -1.10 PM</p>	<p>Brainstorming</p>
<p>1.10 PM – 1.40 PM (six minutes each)</p>	<p>How I wish clinicians involved intersectoral research should progress? 1. Prof. Indrani Karunasagar, Nitte University 2. Prof. D. Govinda Rao, Central University of Kerala 3. Mr. Ashok Raman, PES University 4. Dr. Murali Badanthatka, NUCARE, Mangalore 5. Mr. VishnuSipphy, Mumbai</p>

Time	Sessions
1.40 PM -2.00 PM	<p>Brainstorming Moderated by Prof. Ryan & Prof. Indrani</p>
2.00 PM -2.45 PM	Lunch break
<p>2.45 PM -3.00 PM Nitte is fostering multidisciplinary research through collaborations for addressing health issues</p>	<p>Nitte University's agenda for Intersectoral research Prof. Indrani Karunasagar, Director (R&D), Center for Science Education and Research, Nitte (Deemed to be University), Mangalore</p>
<p>3.00 PM – 3.15 PM 50-70 ML of oil gets absorbed during Ayurveda massages. Is there any other way to enhance clinical efficacy of Ayurveda drugs by adopting technology ?</p>	<p>Enhancing clinical potential of Ayurveda topical: Pilot experiments & challenges ahead Dr. Swapna S Nair, Department of Physics, Central University of Kerala</p>
3.15 PM -3.30 PM	<p>Brain storming Moderated by Prof. Govinda Rao and Dr. Murali Badanthadka, Deputy Director, NUCARE, Panneer, Mangalore</p>
<p>3.30 PM -3.45 PM Lymphoedema Research Priority: why intertrigo/ bacterial entry points don't heal? Which bacteria colonize different types of psoriasis</p>	<p>Cutaneous Micro biome profiling of Psoriasis and Elephantiasis using metagenomics Dr. GK Prasanth ,Post doc in Department of Biochemistry & Molecular biology Central University of Kerala</p>

Time	Sessions
3.45 PM –4.00 PM	Brain storming Moderated by Prof. Ryan and Dr. Rajendra
4.00 PM - 4.20 PM	Coffee break
4.20 PM -4.35 PM What kind of data support is needed for intersectoral research?	Reflections as a data scientist and IT expert Mr.Ashok Raman
4.40 PM – 5.00 PM	Brainstorming on future direction Moderated by Prof. Indrani Karunasagar & Dr. David Chandler
5.00 PM -5.05 PM Display of Images of Prof. Ryan’s mentoring of IAD’s growth during the last 15 years	Ryan’s Institute of Applied Dermatology Team IAD
5.05 PM Prof. Ryan plans retirement from active academic life	Mentor’s Mind : Farewell speech Prof. Terence Ryan
	Colloquium concludes

The 26th January 2018

Time	Sessions
8.00 AM	Hoisting the national flag on the occasion of the 68 th Republic day of India
7.30 AM - 8.30 AM	Yoga demonstration by Dr. Shirley for public of Kasargod at roof top of IAD Kasaragod
8.15 AM to 9.30 AM Examination of chronic dermatoses patients	Medical camp Led by Prof. Ryan & Dr. David Chandler, assisted by resource persons of the colloquium, IAD's health care team and participants
9.30 AM to 11.30 AM Public function	Inauguration of the Centre For Integrated Medicine And Public Health sponsored by Government of Kerala functioning under IAD, honouring Dr.Banari an eminent rural doctor, Release of Malayalam book ('Wings for Legs') on lymphedema authored by Chandran Muttath Local District Minister, MLA and Bureaucratic leaders, Vice Chancellor of Central University, Officials of Ministry of Health and Public
11.30 AM to 12.30 PM This is a national medical camp for chronic dermatoses. Patients who received treatment from IAD are invited to participate.	Examination of chronic dermatoses patients Medical camp continues

NOTES

Interdisciplinary experts & universities participating in the 8th National Colloquium on Evidence Based Integrative medicine for Lymphatic Filariasis and other Chronic Dermatoses 2018 (*alphabetic order*)

Interdisciplinary experts	Universities represented by them
<ol style="list-style-type: none"> 1. Agri-statistician 2. Animal house 3. Applied Medicine 4. Atopy and allergy 5. Ayurveda 6. Beneficiary (patient) participation 7. Bigdata 8. Biochemistry 9. Bioscience 10. Biostatistician 11. Cloud computing 12. Data Analytics 13. Dermatology 14. Epidemiology 15. General Medicine 16. Homeopathy 	<ol style="list-style-type: none"> 1. Amrita (Deemed to be University) 2. Central University of Kerala 3. JSS Academy of Higher Education and Research, Mysore (Deemed to be University) 4. Imperial College, London 5. Manipal University(Deemed to be University) 6. Nitte (Deemed to be University) Mangalore 7. Oxford University 8. Patanjali Research Foundation (Deemed to be University)






17. Image analysis
18. Immuno-histochemistry
19. International Health
20. Lymphology
21. Machine Learning
22. Medical Records System
23. Microbiology
24. Molecular biology
25. Neurophysiology
26. Nursing
27. Nutrition & Dietetics
28. Pathology
29. Pharmacology
30. Pharmacy
31. Physics
32. Tropical Medicine
33. Yoga

9. PES University Bangalore
(Deemed to be University)
10. University of Nottingham



IAD – A boon

IAD is a success story of volunteerism. Doctors, scientists, para medical experts, social workers and intellectuals from around the world contribute their time, knowledge and expertise to shape the programs of this not-for-profit research institution. IAD is an institute where the best of modern medicine is combined with established traditional healing practices. Every patient who visits receives treatment irrespective of his or her financial status. About one fourth of the economically backward patient population receives free treatment. The rest receive some form of assistance from IAD. Studies/ research conducted here have immensely benefitted, physically and psychologically, patients suffering from chronic skin diseases and Lymphatic Filariasis.

Please follow Integrative approach of Institute of Applied Dermatology on     



Regd. office : # MP XVI/575 (A), IAD Junction, Uliyathadka, Madhur Road, Kasaragod 671124, Kerala, India
Ph: 04994 240862, 240863, Mob: 09446449920, 09895588735 www.iad.org.in e-mail: iadorg@gmail.com